

**INCLUDED FEATURES
& SELECTIONS ADDENDUM**

1449 JEREMY CAY COURT / LOT 108
PARADISE ISLAND ~ AWENDAW, SC



1. Appliances - **ORDER PROCESSED**



KitchenAid® 36" 6-Burner Commercial-
Style Gas Range-top
Model #KCGC506JSS



KitchenAid® 39 dBA Dishwasher
in PrintShield™ Finish
with Third Level Utensil Rack
Model #KDTE204KPS



KitchenAid® 30" Combination Microwave
Wall Ovens with Air Fry Mode
Model #KOECS30PSS



Broan® 30-Inch Built In Power Pack Insert w/
Easy Install System, 650 Max Blower CFM, Stainless
Steel with Aluminum Hybrid Baffle Grease Filter

Models #BBN3306SS & #HPFBN30



INCLUDED FEATURES & SELECTIONS ADDENDUM

1449 JEREMY CAY COURT / LOT 108
PARADISE ISLAND ~ AWENDAW, SC



2. Cabinets - **ORDER PROCESSED** ~ *Layouts available upon request*

Room Name	Door Style	Door Color / Finish
Kitchen (Perimeter)	Bevel Shaker	Pure White
Kitchen (Island)	Bevel Shaker	Stained Simply White
Laundry Room	Bevel Shaker	Repose Gray
Bath 2	Bevel Shaker	Pure White
Bath 3	Bevel Shaker	Pure White
Primary Bathroom	Outer Beaded Cabinet	Repose Gray
Powder Room	Custom Reeded/ Slab	Stained Simply White
Family Room (Base)	Modern Raised Panel	Pure White
Family Room (Shelves)	N/A	Stained Simply White

SHERWIN WILLIAMS

Pure White



STAINED WHITE OAK

Simply White



SHERWIN WILLIAMS

Repose Gray



BEVEL SHAKER
TP13 Panel with TCS7 Sticking & T5 Square Outer Edge with Matching Drawer

The image shows a white Bevel Shaker door with a recessed panel design. To its right are three wooden components: a TCS-7 sticking, a T-5 square outer edge, and a TP-13 panel.

OUTER BEADED
TP13 Panel with TMD33-2 Rail Profile & Matching TMD34-2 Drawer (shown in Rift Sawn White Oak. Actual Finish is PAINTED SW Repose Grey)

The image shows a light-colored Outer Beaded door with a recessed panel and a beaded edge. Below it are two wooden components: a TMD-33-2 rail profile and a TMD-34-2 drawer front.

MODERN RAISED PANEL
T4 Raised Panel with TCS2 Sticking & T5 Square Outer Edge with Shaker Drawer (shown in SW6992 Inkwell, Actual Color is SW Pure White)

The image shows a dark grey Modern Raised Panel door with a recessed panel design. To its right are three wooden components: a TCS-2 sticking, a T-5 square outer edge, and a TP-4 panel.

**INCLUDED FEATURES
& SELECTIONS ADDENDUM**

1449 JEREMY CAY COURT / LOT 108
PARADISE ISLAND ~ AWENDAW, SC



CABINET HARDWARE:

KITCHEN AND LAUNDRY ROOM

(27) Top Knobs Kinney 1-1/2 Inch Mushroom Cabinet Knob from the Lynwood Collection, Model: TK902HB



(1) Top Knobs Kinney 3-3/4 Inch Center to Center Pull from the Lynwood Series, Model: TK941HB



(7) Top Knobs Kinney 5 Inch Center to Center Handle Cabinet Pull from the Lynwood Series, Model: TK942HB



(39) Top Knobs Kinney 8-13/16 Inch Center to Center Handle Cabinet Pull from the Lynwood Series, Model: TK945HB



(2) Top Knobs Kinney 12 Inch Center to Center Handle Cabinet Pull from the Lynwood Series, Model: TK946HB



**INCLUDED FEATURES
& SELECTIONS ADDENDUM**

1449 JEREMY CAY COURT / LOT 108
PARADISE ISLAND ~ AWENDAW, SC



POWDER ROOM and FAMILY ROOM

(10) Top Knobs Nouveau III 1-1/4 Inch Mushroom Cabinet Knob, Model: M1568



BATH 2 and BATH 3

(14) Top Knobs Garrison 1-1/4 Inch Mushroom Cabinet Knob, Model: TK3261HB



PRIMARY BATHROOM

(12) Top Knobs Clarence 5-1/16 Inch Center to Center Bar Cabinet Pull, Model: TK3113HB



(4) Top Knobs Ormonde 1-3/8 Inch Mushroom Cabinet Knob, Model: TK3120HB




INCLUDED FEATURES & SELECTIONS ADDENDUM

1449 JEREMY CAY COURT / LOT 108
PARADISE ISLAND ~ AWENDAW, SC




3. Plumbing Selections - ORDER PROCESSED


moluf's 1449 JEREMY CAY KITCHEN
FIXTURES FOR KITCHEN, FOR BATH, FOR LIFE.




Fireclay 33" Farmhouse Single Basin Fireclay Kitchen Sink with Basin Rack and Basket Strainer



Classic Complete Stopper And Strainer Unit Waste Disposer Trim - PVD Brushed Bronze



Nicoli Single Handle Pull Down Kitchen Faucet - Champagne Bronze




Round "Classic" Waste Disposer Air Switch With Freedom Mount - PVD Brushed Bronze

moluf's 1449 JEREMY CAY KITCHEN
FIXTURES FOR KITCHEN, FOR BATH, FOR LIFE.




INSINKERATOR 1/2 BADGER 5


moluf's 1449 JEREMY CAY UTILITY
FIXTURES FOR KITCHEN, FOR BATH, FOR LIFE.



Fireclay 33" Farmhouse Single Basin Fireclay Kitchen Sink with Basin Rack and Basket Strainer




Classic 3-1/2" Deluxe Stemball Kitchen Sink Strainer - PVD Brushed Bronze




Nicoli Single Handle Pull Down Kitchen Faucet - Champagne Bronze


moluf's 1449 JEREMY CAY POWDER
FIXTURES FOR KITCHEN, FOR BATH, FOR LIFE.




Nicoli Two Handle Widespread Bathroom Faucet - Champagne Bronze



Logan Square ErgoHeight Elongated 2 Pc 1.6gpf



Residential Molded Wood Toilet Seat



INCLUDED FEATURES & SELECTIONS ADDENDUM

1449 JEREMY CAY COURT / LOT 108
PARADISE ISLAND ~ AWENDAW, SC



moluf's 1449 JEREMY CAY
FIXTURES FOR KITCHEN. FOR BATH. FOR LIFE.

POWDER

moluf's 1449 JEREMY CAY
FIXTURES FOR KITCHEN. FOR BATH. FOR LIFE.


MASTER



Trinsic Tissue Holder - Champagne Bronze



Trinsic Towel Ring - Champagne Bronze



Pro Series Drain Cover - Brushed Bronze



Universal Showering Components Emerge 26" Round Shower Column - Lumicoat Champagne Bronze



Saylor Monitor 17 Series Valve Trim Only - Champagne Bronze



Universal Showering Components Single Setting Metal Raincan Shower Head - Champagne Bronze

Master Shower Door Hardware: Ladder in Brushed Bronze



**INCLUDED FEATURES
& SELECTIONS ADDENDUM**
~
1449 JEREMY CAY COURT / LOT 108
PARADISE ISLAND ~ AWENDAW, SC



moluf's 1449 JEREMY CAY
FIXTURES FOR KITCHEN, FOR BATH, FOR LIFE

MASTER



Trinsic Single Setting Hand Shower - Champagne Bronze



Saylor Two Handle Widespread Bathroom Faucet - Champagne Bronze



Entrada Close Coupled Elongated Toilet 1.28Gpf - Cotton



Elongated Enameled Wood Closed Front With Cover Featuring Easy Clean Hinges - White

moluf's 1449 JEREMY CAY
FIXTURES FOR KITCHEN, FOR BATH, FOR LIFE

MASTER



Side Mount Toilet Tank Lever, Toto "Bristol", "Drake", "Vespin" - PVD Brushed Bronze



Opus Libretto Tub 6731 Drain Cover - White



Tub Drain Cover Only - Gold



Saylor Roman Tub Trim With Hand Shower - Champagne Bronze

moluf's 1449 JEREMY CAY
FIXTURES FOR KITCHEN, FOR BATH, FOR LIFE

MASTER



Trinsic Tissue Holder - Champagne Bronze



Trinsic Towel Ring - Champagne Bronze



Trinsic 24" Towel Bar - Champagne Bronze

moluf's 1449 JEREMY CAY
FIXTURES FOR KITCHEN, FOR BATH, FOR LIFE

BATH 2



Cambridge 60 X 32" Integral Apron Bath Tub With Left Hand Outlet - White



Innovator Lift And Turn Half Kit Schedule 40 Pvc - Brushed Bronze



Nicoli Monitor 14 Series H2Okinetic Tub And Shower - Champagne Bronze



Entrada Close Coupled Elongated Toilet 1.28Gpf - Cotton

INCLUDED FEATURES & SELECTIONS ADDENDUM

1449 JEREMY CAY COURT / LOT 108
PARADISE ISLAND ~ AWENDAW, SC



moluf's 1449 JEREMY CAY
FIXTURES FOR KITCHEN. FOR BATH. FOR LIFE.

BATH 2



Elongated Enameled Wood Closed Front With Cover Featuring Easy Clean Hinges - White



Side Mount Toilet Tank Lever, Toto "Bristal", "Drake", "Vespin" - PVD Brushed Bronze

moluf's 1449 JEREMY CAY
FIXTURES FOR KITCHEN. FOR BATH. FOR LIFE.

BATH 2



Trinsic Towel Ring - Champagne Bronze



Trinsic 24" Towel Bar - Champagne Bronze



Nicoli Two Handle Widespread Bathroom Faucet - Champagne Bronze



Trinsic Tissue Holder - Champagne Bronze

moluf's 1449 JEREMY CAY
FIXTURES FOR KITCHEN. FOR BATH. FOR LIFE.

BATH 3



Cambridge 60 X 32" Integral Apron Bath Tub With Left Hand Outlet - White



Innovator Lift And Turn Half Kit Schedule 40 Pvc - Brushed Bronze

moluf's 1449 JEREMY CAY
FIXTURES FOR KITCHEN. FOR BATH. FOR LIFE.

BATH 3



Elongated Enameled Wood Closed Front With Cover Featuring Easy Clean Hinges - White



Side Mount Toilet Tank Lever, Toto "Bristal", "Drake", "Vespin" - PVD Brushed Bronze



Nicoli Monitor 14 Series H2Okinetic Tub And Shower - Champagne Bronze



Entrada Close Coupled Elongated Toilet 1.28Gpf - Cotton



Nicoli Two Handle Widespread Bathroom Faucet - Champagne Bronze



Trinsic Tissue Holder - Champagne Bronze

INCLUDED FEATURES & SELECTIONS ADDENDUM

1449 JEREMY CAY COURT / LOT 108
PARADISE ISLAND ~ AWENDAW, SC



1449 JEREMY CAY

BATH 3



Trinsic Towel Ring - Champagne Bronze



Trinsic 24" Towel Bar - Champagne Bronze

4. Electrical & Low Voltage Selections - **ORDER PROCESSED** ~ *Layouts available upon request*

5. Windows & Doors - **ORDER PROCESSED**

- **Windows:** Plygem Bevel Frame 1500 Series Single-Hung GBG in WHITE; DP-50, LowE
- **Exterior Doors & Windows**
 - **Front Door:** DSA Signature Alexandria 4-Lite | 5'0" x 8'0" x 1-3/4" Double Door | Clear Beveled IG Low E Glass | Wood Species = Mahogany | Stain selection with exterior color package
 - **Exterior Door Hardware Finish:** Century in Aged Bronze



INCLUDED FEATURES & SELECTIONS ADDENDUM

1449 JEREMY CAY COURT / LOT 108
PARADISE ISLAND ~ AWENDAW, SC



- **Secondary Doors (Hinged)**
Plastpro Fiberglass Smooth
Paint selection with exterior color package
- **Family Room:** 5'4 x 8'0 Double Full Lite with Fixed 2'8 x 8'0 Full Lite on each side
- **Dining:** 2'8" x 8'0 Full Lite



- **Garage Level Right Elevation:** 2'8" x 6'8" Solid Two Panel
- **Garage Level Rear Elevation:** 6'0 x 6'8 Double Solid Two Panel



- **Screened Porch Door (Hinged)**
Anderson 10 Series Full view Interchangeable Storm Door
Finish: White | Handle: Modern Handle in Matte Black finish



**INCLUDED FEATURES
& SELECTIONS ADDENDUM**

1449 JEREMY CAY COURT / LOT 108
PARADISE ISLAND ~ AWENDAW, SC



- Interior Door Style: 2-Panel
- Interior Door Hardware: Solstice in Matte Black



6. Fireplace - ORDER PROCESSED

- Standard Novus Box
- Walker mantel
- Bianco White Marble (no hearth)



7. Garage Doors - ORDER PROCESSED

- Overhead Door: Courtyard Collection – Model 7520 Insulated Steel
- Profile: 373T with Bean Hinges & Handles



INCLUDED FEATURES & SELECTIONS ADDENDUM

1449 JEREMY CAY COURT / LOT 108
PARADISE ISLAND ~ AWENDAW, SC



8. Exterior Colors - ORDER PROCESSED

SIDING

Silver Gray 2131-60
Benjamin Moore

TRIM

White Dove OC-17
Benjamin Moore

PORCH CEILINGS

front & rear:
White Dove OC-17

GARAGE DOORS

Profile: 373T
White Dove OC-17

ROOF

Weathered Wood
Landmark Certaineed Shingle

WINDOWS

White
Plygem Vinyl

COIL FLASHING

Dark Bronze

DECKING

Natural
Pressure-Treated Pine

WOOD LOUVERS

Dorian Gray SW 7017

STUCCO FOUNDATION

Tabby Shell Mix w/Holcim
Old Lime Putty Mortar

FRONT DOOR STAIN

Tidal Wood
Minwax MW415



Landmark Architectural Shingle in Weathered Wood



Dark Bronze Metal Flashing



Siding Color: Silver Gray 2131-60 (benjamin moore)



Trim, Porch Ceilings & Garage Door Color:
White Dove OC-17 (benjamin moore)



Front Door Stain: Tidal
Wood Minwax MW415
on Mahogany



Louvered Foundation Color: Dorian Gray SW 7017



Stucco Foundation: Tabby Shell Mix
with Holcim Old Lime Putty Mortar

**INCLUDED FEATURES
& SELECTIONS ADDENDUM**

1449 JEREMY CAY COURT / LOT 108
PARADISE ISLAND ~ AWENDAW, SC



9. Lighting Fixtures - **ORDER PROCESSED**

Garage Door Lighting @ Right Elevation (x3) over Garage Doors & Garage Ped Door
Millennium Lighting RLM Shades with Straight Arm
RWHS17-ABR 17" Shade in Satin Black with RGN12-ABR Arm in Architectural Bronze
<https://images.salsify.com/image/upload/s--bRoNgx6k-/n1po3kwee87lu5rv5tiw.pdf>








	One Light Ceiling Mount	Qty: 4
Item ID: 568537	4.25"W x 9.38"H x 4.25"L	
Manufacturer: Nuvo Lighting	# of Bulbs: 1	
MFG #: SF76-625	Max Watts: 100.00 W	
Finish: Old Bronze	Bulb Type: A19	
Notes		Ins. Loggia
	Light Bulb	Qty: 4
Manufacturer: Bulbrite	2.37"W x 4.23"L	
MFG #: 774262	Max Watts: 9.00 W	
Finish: Frost	Bulb Type: A19	
Notes		Ins. Loggia
	54" Ceiling Fan	Qty: 1
Item ID: 888783	54.00"W x 14.75"H x 54.00"L	
Manufacturer: Minka Aire		
MFG #: F753-KA		
Finish: Kocoa		
Notes		Ins. Loggia
	LED Flush Mount	Qty: 2
Item ID: 7116443	5.31"W x 0.66"H x 5.31"L	
Manufacturer: AFX Lighting	Bulb Type: LED	
MFG #: EGRF06LAJD1WH		
Finish: White		
Notes		Ins. Garage Stairwell

**INCLUDED FEATURES
& SELECTIONS ADDENDUM**

1449 JEREMY CAY COURT / LOT 108
PARADISE ISLAND ~ AWENDAW, SC



	<p>LED Flush Mount</p> <p>Item ID: 7116443 Manufacturer: AFX Lighting MFG #: EGRF06LAJD1WH Finish: White</p> <p>5.31"W x 0.66"H x 5.31"L Bulb Type: LED</p>	<p>Qty: 1</p>
<p>Notes</p>		<p>Ins. Garage Storage</p>
	<p>One Light Pendant</p> <p>Item ID: 991906 Manufacturer: Millennium MFG #: RWHS17-ABR Finish: Architectural Bronze</p> <p>17.00"W x 9.25"H x 17.00"L # of Bulbs: 1 Max Watts: 200.00 W Bulb Type: A19</p>	<p>Qty: 3</p>
<p>Notes</p>		<p>Ins. Garage/Pedestrian Do</p>
	<p>Goose Neck</p> <p>Item ID: 899821 Manufacturer: Millennium MFG #: RGN12-ABR Finish: Architectural Bronze</p> <p>4.75"W x 14.00"H</p>	<p>Qty: 3</p>
<p>Notes</p>		<p>Ins. Garage/Pedestrian Do</p>
 <p>WILL IT FIT? BASE TO: E26 STANDARD</p>	<p>Light Bulb</p> <p>Item ID: 7422863 Manufacturer: Bulbrite MFG #: 776212 Finish: Clear</p> <p>2.36"W x 4.17"L Max Watts: 7.60 W Bulb Type: A19</p>	<p>Qty: 3</p>
<p>Notes</p>		<p>Ins. Garage/Pedestrian Do</p>
	<p>54" Ceiling Fan</p> <p>Item ID: 888783 Manufacturer: Minka Aire MFG #: F753-KA Finish: Kocoa</p> <p>54.00"W x 14.75"H x 54.00"L</p>	<p>Qty: 3</p>
<p>Notes</p>		<p>Ins. Front Porch</p>

**INCLUDED FEATURES
& SELECTIONS ADDENDUM**

1449 JEREMY CAY COURT / LOT 108
PARADISE ISLAND ~ AWENDAW, SC



	<p>LED Chandelier</p>	<p>Qty: 1</p>
<p>Item ID: 655467 18.25"W x 28.25"H x 18.25"L Manufacturer: Hinkley # of Bulbs: 4 MFG #: 29304WB Max Watts: 5.00 W Finish: Warm Bronze Bulb Type: Candelabra</p>		
<p>Notes</p>		<p>Ins. Front Porch</p>
<p>WILL IT FIT? <small>SHOW THE ED - STANDARD</small></p>	<p>Light Bulb</p>	<p>Qty: 4</p>
<p>Manufacturer: Bulbrite 1.38"W x 3.94"L MFG #: 776203 Max Watts: 5.10 W Finish: Clear Bulb Type: B11</p>		
<p>Notes</p>		<p>Ins. Front Porch</p>
	<p>54" Ceiling Fan</p>	<p>Qty: 2</p>
<p>Item ID: 888783 54.00"W x 14.75"H x 54.00"L Manufacturer: Minka Aire MFG #: F753-KA Finish: Kocoa</p>		
<p>Notes</p>		<p>Ins. Screen Porch</p>
<p>FINISH COLOR Kocoa</p> <p>DOWNROD</p>	<p>Ceiling Fan Downrod</p>	<p>Qty: 2</p>
<p>Item ID: 7162659 0.75"W x 48.00"H x 0.20"L Manufacturer: Minka Aire MFG #: DR548-KA Finish: Kocoa</p>		
<p>Notes</p>		<p>Ins. Screen Porch</p>
	<p>LED Outdoor Wall Sconce</p>	<p>Qty: 1</p>
<p>Item ID: 7786103 5.52"W x 5.52"H x 2.24"L Manufacturer: AFX Lighting Bulb Type: LED MFG #: DEXW060612L30MVWH Finish: White</p>		
<p>Notes</p>		<p>Ins. Screen Door</p>

**INCLUDED FEATURES
& SELECTIONS ADDENDUM**

1449 JEREMY CAY COURT / LOT 108
PARADISE ISLAND ~ AWENDAW, SC








	<p>Three Light Semi Flush Mount</p>	<p>Qty: 1</p>
<p>Item ID: 7109223 Manufacturer: Visual Comfort Studio MFG #: AF1173ADB Finish: Antique Gild</p>	<p>16.00"W x 10.13"H x 16.00"L # of Bulbs: 3 Max Watts: 60.00 W Bulb Type: Torpedo</p>	
<p>Notes ETA 5/6</p>		<p>Ins. Foyer</p>
	<p>Light Bulb</p>	<p>Qty: 3</p>
<p>Manufacturer: Bulbrite MFG #: 776203 Finish: Clear</p>	<p>1.38"W x 3.94"L Max Watts: 5.10 W Bulb Type: B11</p>	
<p>Notes</p>		<p>Ins. Foyer</p>
	<p>Three Light Flush Mount</p>	<p>Qty: 1</p>
<p>Item ID: 362772 Manufacturer: Visual Comfort Studio MFG #: AF1083ADB Finish: Antique Gild</p>	<p>17.00"W x 9.00"H x 17.00"L # of Bulbs: 3 Max Watts: 60.00 W Bulb Type: Torpedo</p>	
<p>Notes</p>		<p>Ins. Powder Room</p>
	<p>Light Bulb</p>	<p>Qty: 3</p>
<p>Manufacturer: Bulbrite MFG #: 776203 Finish: Clear</p>	<p>1.38"W x 3.94"L Max Watts: 5.10 W Bulb Type: B11</p>	
<p>Notes</p>		<p>Ins. Powder Room</p>
	<p>56" Ceiling Fan</p>	<p>Qty: 1</p>
<p>Item ID: 7718352 Manufacturer: Quorum MFG #: 3-112-6 Finish: White</p>	<p>56.00"W x 13.00"H</p>	
<p>Notes</p>		<p>Ins. Family Room</p>

**INCLUDED FEATURES
& SELECTIONS ADDENDUM**

1449 JEREMY CAY COURT / LOT 108
PARADISE ISLAND ~ AWENDAW, SC








	<p>Downrod Qty: 1</p> <p>Item ID: 7240598 0.75"W x 12.00"L Manufacturer: Quorum MFG #: 3-6-1206 Finish: White</p>
<p style="text-align: center;">Notes Ins. Family Room</p>	
	<p>Four Light Chandelier Qty: 1</p> <p>Item ID: 7816326 31.75"W x 17.00"H x 31.75"L Manufacturer: Crystorama # of Bulbs: 4 MFG #: XAV-B9304-VG-BL Max Watts: 60.00 W Finish: Vibrant Gold Bulb Type: E26</p>
<p style="text-align: center;">Notes Ins. Dining Room</p>	
 <p>IMAGE NOT AVAILABLE</p>	<p>Light Bulb Qty: 4</p> <p>Manufacturer: Bulbrite 2.37"W x 4.23"L MFG #: 774262 Max Watts: 9.00 W Finish: Frost Bulb Type: A19</p>
<p style="text-align: center;">Notes Ins. Dining Room</p>	
	<p>Three Light Semi-Flush Mount Qty: 2</p> <p>Item ID: 7425626 16.00"W x 13.25"H x 16.00"L Manufacturer: Millennium # of Bulbs: 3 MFG #: 16403-VB Max Watts: 60.00 W Finish: Vintage Brass Bulb Type: B10</p>
<p style="text-align: center;">Notes Ins. Laundry</p>	
 <p>WILL IT FIT? BASE: STD. EQ.: STANDARD</p>	<p>Light Bulb Qty: 6</p> <p>Manufacturer: Bulbrite 1.38"W x 3.94"L MFG #: 776203 Max Watts: 5.10 W Finish: Clear Bulb Type: B11</p>
<p style="text-align: center;">Notes Ins. Laundry</p>	

**INCLUDED FEATURES
& SELECTIONS ADDENDUM**

1449 JEREMY CAY COURT / LOT 108
PARADISE ISLAND ~ AWENDAW, SC



	<p>LED Flush Mount</p>	<p>Qty: 2</p>
<p>Item ID: 7116450 Manufacturer: AFX Lighting MFG #: EGRF12LAJD1WH Finish: White</p>	<p>12.00"W x 0.66"H x 12.00"L Bulb Type: LED</p>	
<p>Notes</p>	<p>Ins. Master Closet</p>	
	<p>One Light Pendant</p>	<p>Qty: 4</p>
<p>Item ID: 7728677 Manufacturer: Golden MFG #: 1094-S BCB-HCG Finish: Brushed Champagne Brass</p>	<p>9.88"W x 13.38"H x 9.88"L # of Bulbs: 1 Max Watts: 60.00 W Bulb Type: A19</p>	
<p>Notes</p>	<p>Ins. Master Bathroom</p>	
 <p>WILL IT FIT? E14 (E26 STANDARD)</p>	<p>Light Bulb</p>	<p>Qty: 4</p>
<p>Item ID: 7422863 Manufacturer: Bulbrite MFG #: 776212 Finish: Clear</p>	<p>2.36"W x 4.17"L Max Watts: 7.60 W Bulb Type: A19</p>	
<p>Notes</p>	<p>Ins. Master Bathroom</p>	
	<p>52" Ceiling Fan</p>	<p>Qty: 3</p>
<p>Item ID: 7151761 Manufacturer: Generation Lighting MFG #: 3JVR52RZW Finish: Matte White</p>	<p>52.00"W x 13.50"H</p>	
<p>Notes</p>	<p>Ins. Bed 2, 3 & 4</p>	
	<p>LED Flush Mount</p>	<p>Qty: 3</p>
<p>Item ID: 7116451 Manufacturer: AFX Lighting MFG #: EGRF08LAJD1WH Finish: White</p>	<p>7.88"W x 0.66"H x 7.88"L Bulb Type: LED</p>	
<p>Notes</p>	<p>Ins. Bed 2, 3 & 4 Closets</p>	

**INCLUDED FEATURES
& SELECTIONS ADDENDUM**

1449 JEREMY CAY COURT / LOT 108
PARADISE ISLAND ~ AWENDAW, SC








	<p>One Light Wall Sconce</p>	<p>Qty: 1</p>
<p>Item ID: 7043520 Manufacturer: Capital Lighting MFG #: 653711AD Finish: Aged Brass</p>	<p>16.00"W x 17.00"H # of Bulbs: 1 Max Watts: 75.00 W Bulb Type: T10</p>	
<p>Notes</p>	<p>Ins. Landing</p>	
<p>WILL IT FIT? BASE: E9C - STANDARD</p>	<p>Light Bulb</p>	<p>Qty: 1</p>
<p>Item ID: 7422868 Manufacturer: Bulbrite MFG #: 776206 Finish: Clear</p>	<p>1.26"W x 4.92"L Max Watts: 5.10 W Bulb Type: T9 5"</p>	
<p>Notes</p>	<p>Ins. Landing</p>	
	<p>Six Light Chandelier</p>	<p>Qty: 1</p>
<p>Item ID: 7443686 Manufacturer: Capital Lighting MFG #: 461561AD-661 Finish: Aged Brass</p>	<p>38.00"W x 32.00"H # of Bulbs: 6 Max Watts: 60.00 W Bulb Type: G16</p>	
<p>Notes ETA 4/12</p>	<p>Ins. Stairwell</p>	
<p>WILL IT FIT? BASE: E12 - STANDARD</p>	<p>Light Bulb</p>	<p>Qty: 6</p>
<p>Manufacturer: Bulbrite MFG #: 776203 Finish: Clear</p>	<p>1.38"W x 3.94"L Max Watts: 5.10 W Bulb Type: B11</p>	
<p>Notes</p>	<p>Ins. Stairwell</p>	
	<p>Two Light Vanity</p>	<p>Qty: 1</p>
<p>Item ID: 7413625 Manufacturer: Generation Lighting MFG #: GLV1132MWT Finish: Matte White</p>	<p>14.00"W x 8.50"H</p>	
<p>Notes</p>	<p>Ins. Bath 3</p>	

**INCLUDED FEATURES
& SELECTIONS ADDENDUM**

1449 JEREMY CAY COURT / LOT 108
PARADISE ISLAND ~ AWENDAW, SC








 <p>WILL IT FIT? BASE TO E26 STANDARD</p>	<p>Light Bulb</p> <p>Item ID: 7422863 Manufacturer: Bulbrite MFG #: 776212 Finish: Clear</p> <p>2.36"W x 4.17"L Max Watts: 7.60 W Bulb Type: A19</p>	<p>Qty: 2</p>
<p>Notes</p>		<p>Ins. Bath 3</p>
	<p>LED Vanity</p> <p>Item ID: 7451136 Manufacturer: Savoy House MFG #: 8-9999-18-BR Finish: Brass</p> <p>18.00"W x 5.00"H x 2.70"L Max Watts: 20.00 W</p>	<p>Qty: 2</p>
<p>Notes ETA 4/1</p>		<p>Ins. Bath 2</p>
	<p>56" Ceiling Fan</p> <p>Item ID: 7718352 Manufacturer: Quorum MFG #: 3-112-6 Finish: White</p> <p>56.00"W x 13.00"H</p>	<p>Qty: 1</p>
<p>Notes</p>		<p>Ins. Master Bedroom</p>
	<p>Downrod</p> <p>Item ID: 7240677 Manufacturer: Quorum MFG #: 3-6-6006 Finish: White</p> <p>0.75"W x 60.00"L</p>	<p>Qty: 1</p>
<p>Notes</p>		<p>Ins. Master Bedroom</p>
	<p>LED Flush Mount</p> <p>Item ID: 7053141 Manufacturer: Hinkley MFG #: 30070LCB Finish: Lacquered Brass</p> <p>5.25"W x 5.00"H x 5.25"L # of Bulbs: 1 Max Watts: 7.00 W Bulb Type: G9</p>	<p>Qty: 1</p>
<p>Notes</p>		<p>Ins. Bath 2</p>

**INCLUDED FEATURES
& SELECTIONS ADDENDUM**

1449 JEREMY CAY COURT / LOT 108
PARADISE ISLAND ~ AWENDAW, SC



	<p>Light Bulb</p>	<p>Qty: 1</p>
<p>Item ID: 361883 Manufacturer: Bulbrite MFG #: 770589 Finish: Clear</p>	<p>0.63"W x 2.05"H x 1.95"L Max Watts: 3.50 W Bulb Type: T5</p>	
<p align="center">Notes</p>		<p align="center">Ins. Bath 2</p>
	<p>One Light Pendant</p>	<p>Qty: 2</p>
<p>Item ID: 7833385 Finish: Matte White</p>	<p>30.00"W x 11.75"H # of Bulbs: 1 Max Watts: 100.00 W Bulb Type: G150</p>	
<p align="center">Notes</p>		<p align="center">Ins. Island</p>
	<p>Light Bulb</p>	<p>Qty: 2</p>
<p>IMAGE NOT AVAILABLE</p>	<p>Manufacturer: Bulbrite MFG #: 776217 Finish: Clear</p>	<p>3.15"W x 4.72"L Max Watts: 7.60 W Bulb Type: G25</p>
<p align="center">Notes</p>		<p align="center">Ins. Island</p>
	<p>One Light Flush Mount</p>	<p>Qty: 1</p>
<p>Item ID: 696426 Manufacturer: Mitzi MFG #: H144501S-AGB Finish: Aged Brass</p>	<p>9.00"W x 8.25"H # of Bulbs: 1 Max Watts: 60.00 W Bulb Type: E26</p>	
<p>DISCONTINUED</p>	<p align="center">Notes</p>	
<p align="center">Notes</p>		<p align="center">Ins. Master Hall</p>
	<p>Light Bulb</p>	<p>Qty: 1</p>
<p>IMAGE NOT AVAILABLE</p>	<p>Manufacturer: Bulbrite MFG #: 774262 Finish: Frost</p>	<p>2.37"W x 4.23"L Max Watts: 9.00 W Bulb Type: A19</p>
<p align="center">Notes</p>		<p align="center">Ins. Master Hall</p>

**INCLUDED FEATURES
& SELECTIONS ADDENDUM**


1449 JEREMY CAY COURT / LOT 108
PARADISE ISLAND ~ AWENDAW, SC



10. Countertops - ORDER PROCESSED


Kitchen Perimeter & Island

- **Material:** White Zen polished quartz
- **Edge:** Eased Edge Profile




Laundry

- **Material:** White Zen polished quartz |
- **Edge:** Eased Edge Profile




Primary Bathroom and Powder Bath

- **Material:** Anzio polished quartz | **Edge:** Eased Edge



Bath 2 and Bath 3

- **Material:** White Zen polished quartz | **Edge:** Eased Edge Profile



**INCLUDED FEATURES
& SELECTIONS ADDENDUM**

1449 JEREMY CAY COURT / LOT 108
PARADISE ISLAND ~ AWENDAW, SC



11. Mirrors - ORDER PROCESSED

(2) OWNERS BATH: 60" x 40" Gold Frame Mirrors



POWDER ROOM: 30" x 48" Gold Frame Mirror



(2) BATH 2: 42" x 42" Gold Frame Mirror



BATH 3: 28" x 42" Gold Frame Mirror



INCLUDED FEATURES
& SELECTIONS ADDENDUM


1449 JEREMY CAY COURT / LOT 108
PARADISE ISLAND ~ AWENDAW, SC



12. Tile - **ORDER PROCESSED**

LAUNDRY

Floor: Sterlina White and Sterlina Silver, 12 x 12 Diagonal Checkerboard, Mink Grout




BATH 2

Bath Floor: WW01 12x24 Offset Brick, Frosty Grout



Tub Walls (to ceiling): Marin 4" x 4", Gloss Ceramic Wall Tile in Misty Blue, Brick Pattern, Frosty Grout



Brickwork square



12 x 20 Double Niche with matching
Misty Blue tile

**INCLUDED FEATURES
& SELECTIONS ADDENDUM**

1449 JEREMY CAY COURT / LOT 108
PARADISE ISLAND ~ AWENDAW, SC



BATH 3

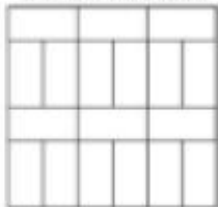
Bath Floor: Modern Hearth Chimney Corner 12x24 Offset Brick, Smoke Grey Grout



Tub Walls (to ceiling) Stagecraft 190 Gloss 3x12 (1 row vertical/1 row horizontal), Arctic Grout



Bordered Stack



12 x 20 Double Niche with accent tile in back: Sage Gloss Hex



**INCLUDED FEATURES
& SELECTIONS ADDENDUM**

1449 JEREMY CAY COURT / LOT 108
PARADISE ISLAND ~ AWENDAW, SC



PRIMARY BATH

Bath Floor: Swan 12 x 24 Offset Brick, Frosty Grout



Shower Walls (to ceiling): Stanza White 12 x 24 Offset Brick, Artic Grout



12 x 20 Horizontal Niche in Knee Wall with matching Stanza White tile

Shower Floor: Stanza White Basketweave w/gray dot, Arctic Grout



INCLUDED FEATURES & SELECTIONS ADDENDUM

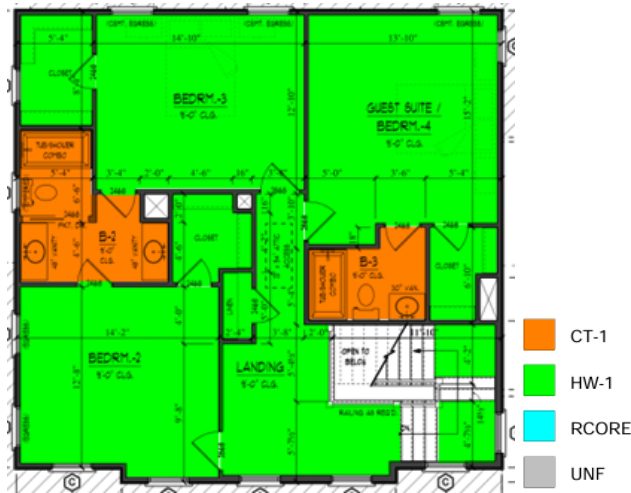
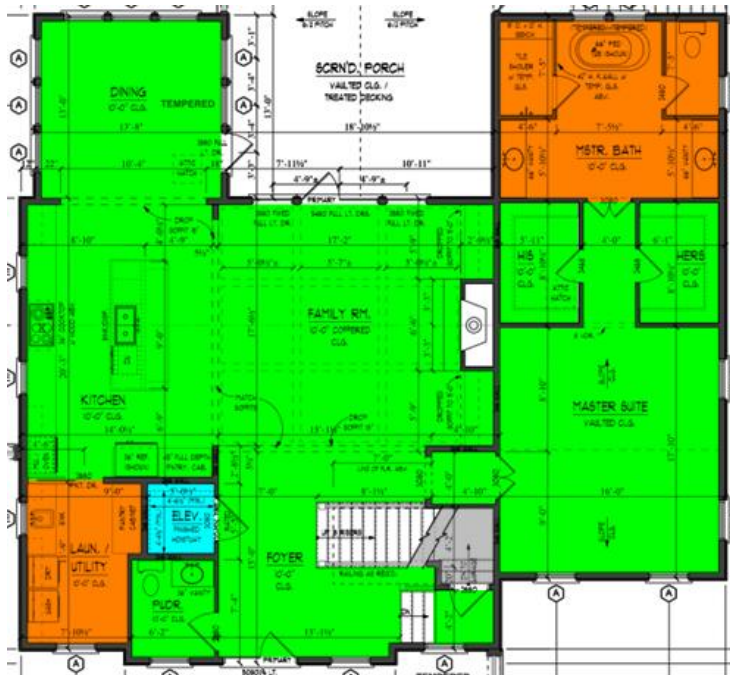
1449 JEREMY CAY COURT / LOT 108
PARADISE ISLAND ~ AWENDAW, SC



13. Hardwoods - ORDER PROCESSED

3 1/4" x 3/4" Presealed White Oak #2 throughout except for tiled locations | See flooring diagrams below for locations

- Stain: Natural Seal
- Topcoat: Loba Easy Satin



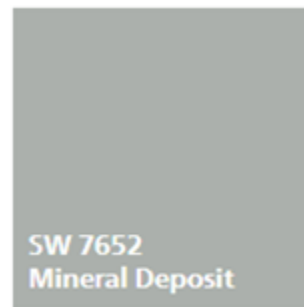
**INCLUDED FEATURES
& SELECTIONS ADDENDUM**

1449 JEREMY CAY COURT / LOT 108
PARADISE ISLAND ~ AWENDAW, SC



14. Interior Colors - ORDER PROCESSED

ROOM	WALL PAINT	TRIM PAINT	CEILING PAINT
	Duration Home Interior Flat Latex	Pro-Classic® Interior Semi-Gloss Latex	Duron® Painters Edge Interior Flat Latex
FIRST FLOOR			
FOYER	SW7666 Fleur de Sel	Custom Match to Cabinet White Including Wall Trim	SW7005 Pure White
POWDER	SW7666 Fleur de Sel	Custom Match to Cabinet White Trim accent wall in SW7652 Mineral Deposit	SW7005 Pure White
FAMILY ROOM	SW7666 Fleur de Sel	Custom Match to Cabinet White	SW7005 Pure White
KITCHEN	SW7666 Fleur de Sel	Custom Match to Cabinet White	SW7005 Pure White
LAUNDRY	SW7666 Fleur de Sel	Custom Match to Cabinet White	SW7005 Pure White
DINING	SW7666 Fleur de Sel	Custom Match to Cabinet White	SW7005 Pure White
PRIMARY BEDROOM	SW7666 Fleur de Sel	Custom Match to Cabinet White	SW7005 Pure White
HIS CLOSET	SW7666 Fleur de Sel	Custom Match to Cabinet White	SW7005 Pure White
HER CLOSET	SW7666 Fleur de Sel	Custom Match to Cabinet White	SW7005 Pure White
PRIMARY BATH	SW7666 Fleur de Sel	Custom Match to Cabinet White Including Wall Trim	SW7005 Pure White
SECOND FLOOR			
LANDING/ LINEN	SW7666 Fleur de Sel	Custom Match to Cabinet White	SW7005 Pure White
BEDROOM 2/ CLOSET	SW7666 Fleur de Sel	Custom Match to Cabinet White	SW7005 Pure White
BATHROOM 2	SW7666 Fleur de Sel	Custom Match to Cabinet White	SW7005 Pure White
BEDROOM 3/ CLOSET	SW7666 Fleur de Sel	Custom Match to Cabinet White	SW7005 Pure White
BATHROOM 3	SW7666 Fleur de Sel	Custom Match to Cabinet White	SW7005 Pure White
BEDROOM 4/ CLOSET	SW7666 Fleur de Sel	Custom Match to Cabinet White	SW7005 Pure White



**INCLUDED FEATURES
& SELECTIONS ADDENDUM**

1449 JEREMY CAY COURT / LOT 108
PARADISE ISLAND ~ AWENDAW, SC




15. Interior Trim - ORDER PROCESSED

CRAFTSMAN CROWN (1x4 on ceiling with 1x6 wall plate)



BASE TRIM

1x8 with a quarter round at hardwood



INCLUDED FEATURES & SELECTIONS ADDENDUM

1449 JEREMY CAY COURT / LOT 108
PARADISE ISLAND ~ AWENDAW, SC



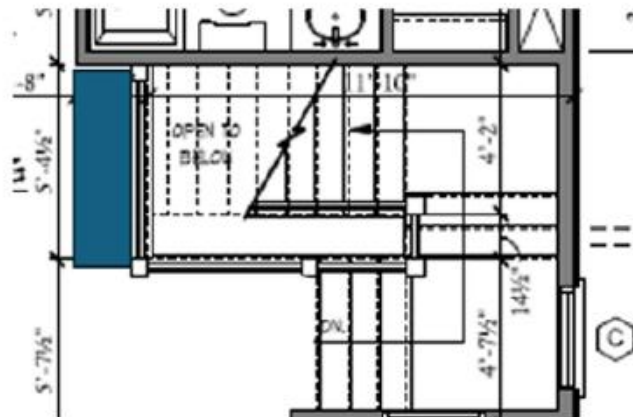
WINDOW & DOOR TRIM

CRAFTSMAN PICTURE FRAME (1X4 WITH 280 backband (NO SILLS))



SHELVING

Bookshelves on back of Kneewall Stair Landing (location noted)

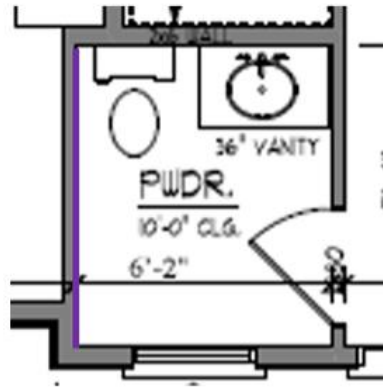


**INCLUDED FEATURES
& SELECTIONS ADDENDUM**

1449 JEREMY CAY COURT / LOT 108
PARADISE ISLAND ~ AWENDAW, SC



Full Height Square Shaker Box Paneling Accent Wall 1 x 6 Material (Powder Bath Accent Wall- see location noted)



STAIR PARTS: 6840 Oak Handrail & 4103 Box Newels with Cable Rail in open rail areas*



*The image represents newels and cable rail detail. The exact layout will include knee walls on the top floor.

INCLUDED FEATURES
& SELECTIONS ADDENDUM

1449 JEREMY CAY COURT / LOT 108
PARADISE ISLAND ~ AWENDAW, SC



- 16. Shelving - **ORDER PROCESSED** – *Layouts available upon request*
- 17. Landscaping - **ORDER PROCESSED** – *Layouts available upon request*
- 18. Carpet - NA
- 19. Backsplash - **ORDER PROCESSED**
 - **Selection:** MS Renzo Sky 5x5 to Undercabinet and/or Ceiling, Brick pattern
 - **Grout:** Prism #641 Cool White



ORDER PROCESSED = This selection has been finalized and processed. No changes can be made.

*** Final Selection Outstanding** = Standard | If customer selects outside of inc. specifications (if applicable), customer is responsible for all related costs.

PLEASE NOTE: All photos used are for conceptual purposes; actual colors, products and installation may vary.

**INCLUDED FEATURES
& SELECTIONS ADDENDUM**

1449 JEREMY CAY COURT / LOT 108
PARADISE ISLAND ~ AWENDAW, SC



Quartz Countertops Disclosure

This document is meant to inform the customer of what to expect from a man-made quartz product purchased from Cline Homes.

- Quartz materials do not require a sealer at the time of installation. Quartz is a man-made product and is not porous. A finish is applied by the Manufacturer at the factory before the product is shipped to our Countertop Supplier.
- Quartz is a consumer good so the product warranty from the Manufacturer is passed to the customer at close. The warranty for your particular Manufacturer is available upon request. These warranties generally protect the consumer against manufacturer defects. In our experience, these manufacturer defects are really quite rare. These warranties normally do not protect against staining, etching, chipping, or scratching after closing.
- Our Cline Homes builder warranty ensures that the tops are installed properly and protects against any countertop issues that may occur as a result of poor installation during the 1st year.
- Any damage to the countertops after closing that is not related to install will fall under the Manufacturer's warranty and will be subject to the response and policies of that Manufacturer.

Customer Acceptance

I understand and accept the above statements regarding our purchase of quartz countertops with Cline Homes.

Buyer(s) Name: _____

Address: 1449 Jeremy Cay Court, Awendaw, SC 29429

Signature: _____ Date: _____

Signature: _____ Date: _____

**INCLUDED FEATURES
& SELECTIONS ADDENDUM**

1449 JEREMY CAY COURT / LOT 108
PARADISE ISLAND ~ AWENDAW, SC



NATURAL STONE COUNTERTOP WAIVER

Cline Homes' objective is to meet every customer's expectation regarding our countertops. Natural Products including **Granite, Marble, Quartzite and Limestone** limit our ability to achieve this because of the natural characteristics of the materials. This document outlines the qualities of the above listed natural products that need to be brought to the customer's attention at selection to make sure the risks and expectations have been fully explained.

- Natural Products come to us from the importers with pits, bruises, fissures, extrusions, and scratches that are a lot of times unavoidable. This is especially true of Marble but applies to all other natural products listed above. Often, natural stone can have areas that are filled by the importers prior to being sent to our Countertop Supplier.
- Natural Products vary in color and veining from one end of a slab to the other which makes seaming in some instances difficult with respect to color matching.
- Marble, Quartzite, and Limestone are soft stones that are likely to etch, stain and scratch. This type of wear is normal and to be expected with these natural products. Granite also can etch, stain and scratch on occasion.
- After closing Cline Homes cannot be responsible for etching, scratching, and staining in natural products.

Customer Acceptance

I understand and accept the above statements regarding our purchase of natural product countertops with Cline Homes. We understand the inherent characteristics of these countertops in the current market and accept these as expectations for the finished Product.

Buyer(s) Name: _____

Address: 1449 Jeremy Cay Court, Awendaw, SC 29429

Signature: _____ Date: _____

Signature: _____ Date: _____

**INCLUDED FEATURES
& SELECTIONS ADDENDUM**

1449 JEREMY CAY COURT / LOT 108
PARADISE ISLAND ~ AWENDAW, SC



Marble Countertop Waiver

Cline Homes' objective is to meet every customer's expectation with our countertop installations. Marble limits our ability to achieve this because of the natural characteristics of the materials. This document outlines the qualities of marble that need to be brought to the customer's attention at selection to make sure the risks and expectations have been fully explained. Marble surfaces are more susceptible to staining by many common liquids such as mustard, oil, vinegar, citrus juice, toothpaste, mouth wash, hairspray, etc. Any acidic substance that may come in contact with your marble countertops will cause a chemical reaction that will etch and remove the polish of the marble. In addition to the above, the following points need to be made with regard to marble and the non-warrantable risk of choosing it as a selection.

- **Marble is not recommended for use in Kitchens**
- Marble comes to us from the importers with pits, bruises, fissures, extrusions & scratches that are a lot of times unavoidable.
- It varies in color and veining from one end of a slab to the other which makes seaming in some instances difficult with respect to color matching.
- Marble is a soft stone that is likely to etch, stain & scratch. This type of wear is normal & to be expected with marble.
- Marble is a natural product that is more porous than granite and therefore, more susceptible to staining & chipping
- Marble will chip and crack easily, especially in high traffic areas such as kitchens. Chips and cracks post-closing are not warrantable by Cline Homes
- Marble is a soft material which will easily be scratched. Cline Homes does not warranty scratching.
- Marble comes with surface scratches & fissures (type of crack with no stone content & is usually filled w/ clear resin)
- Marble has extrusions (small visual cracks that are not faults in the marble slab)
- Marble has marks of efflorescence (appears as a white powdery residue on the surface of the stone)
- Marble can come with shade, veining, and pattern variances from one end of the slab to the other
- Marble loses shine with wear
- Marble requires frequent applications of sealant
- Seams in marble countertops are visible and felt when you run your hand along it
- Seam locations are at the sole discretion of the fabricator unless specified in writing before production (change in seam location may necessitate the quote to be revised)
- **Cline Homes will not be held responsible for the conditions of marble stated above or any misuse or damage caused by the customer after closing.**

Customer Acceptance - I understand and accept the above statements regarding our purchase of Marble Countertops with Cline Homes. We understand the inherent characteristics of Marble and Limestone in the current market and accept these as expectations for the finished Product.

Buyer(s) Name: _____

Address: 1449 Jeremy Cay Court, Awendaw, SC 29429

Signature: _____ Date: _____

Signature: _____ Date: _____